




GENERAL INFORMATION

Type	D1EA63M2AB35	Efficiency Class	IE1
Pout [kW]	0,18	Vibration Class	A
Speed [rpm]	2820	Weight [kg]	
Frame	63M	Degree of Protection	IP55
Current [A]	1,03	Cooling Method	IC 411
cos φ	0,8	Insulation Class	F
Rotation	CW-CCW	Temperature Class	B
Duty	S1	Construction	IM B35
Ambient Temp. [°C]	-20...+40	Altitude above sea [m]	1000

  		3~MOT	Type	DM 63-2		
		S1	IM B35	IP 55	I.CL.F	IE1
	V	Hz	A	kW	cos φ	1 / min
Δ	220	50	1,03	0,18	0,8	2820
Y	380	50	0,6	0,18	0,8	2820
Y	460	60	0,6	0,21	0,78	3384

ELECTRICAL DATA (RAW MEASUREMENT DATA)

V1	%Load	T [Nm]	I [A]	rpm	P2 [W]	cos φ	Efficiency	Hz
220	100	0,61	1,03	2820	180	0,8	52,8	50
Locked Rotor Current	Ia [A]	8,5	Breakdown Torque	Mk [Nm]	1,4			
	Ia / In	8,25		Mk / Mn	2,30			
Locked Rotor Torque	Ma [Nm]	1,28	No Load Current	[A]	0,4			
	Ma / Mn	2,10	No Load Power	[W]	9,05			

MECHANICAL DATA

DE Bearing	6201-ZZ	Sound Pressure - 50 Hz - dB[B]	80
NDE Bearing	6201-ZZ	Sound Pressure - 60 Hz - dB[B]	87
Fixed Bearing	YES	Housing Material	Aluminium
Lubrication	-	DE Shield Material	Aluminium
Grease Amount	-	Terminal Box Material	Polyamide
Grease Type	-	Cable Entry	PG 11
Feather Key	4*4*16	Cable Gland Position	4
Balance	G 1,6 Half Key		

MECHANICAL DIMENSIONS

A	AA	AB	AC	AD	B	B'	BA	BB	C	D	d	E	EB	F	GA
100	26	23	125	-	80	-	23	100	40	11	M4	23	16	4	12,5
GD	H	HA	HC	HD	K	K1	L	LA	LB	M	N	P	S	S1	T
4	63	7	113	160,5	7	7	205,2	9,5	195,7	115	95	140	10	4	3

