




### GENERAL INFORMATION

Type	D1EA71M4CB34	Efficiency Class	IE1
Pout [kW]	0,55	Vibration Class	A
Speed [rpm]	1360	Weight [kg]	
Frame	71M	Degree of Protection	IP55
Current [A]	3,1	Cooling Method	IC 411
cos φ	0,68	Insulation Class	F
Rotation	CW-CCW	Temperature Class	B
Duty	S1	Construction	IM B34
Ambient Temp. [°C]	-20...+40	Altitude above sea [m]	1000

  						
3~MOT	Type	DM C 71-4				
S1	IM B34	IP 55	I.CL.F	IE1		
	V	Hz	A	kW	cos φ	1 / min
Δ	220	50	3,1	0,55	0,68	1360
Y	380	50	1,8	0,55	0,68	1360
Y	460	60	1,8	0,66	0,66	1632

### ELECTRICAL DATA ( RAW MEASUREMENT DATA )

V1	%Load	T [Nm]	I [A]	rpm	P2 [W]	cos φ	Efficiency	Hz
220	100	3,86	3,1	1360	550	0,68	70	50
220	75	2,81	2,7	1400	412,5	0,58	69,51	50
220	50	1,86	2,6	1415	275	0,41	68,23	50

Locked Rotor Current	Ia [A]	6	Breakdown Torque	Mk [Nm]	4,8
	Ia / In	1,94		Mk / Mn	1,24
Locked Rotor Torque	Ma [Nm]	4,5	No Load Current	[A]	3,4
	Ma / Mn	1,17	No Load Power	[W]	128

### MECHANICAL DATA

DE Bearing	6202-ZZ	Sound Pressure - 50 Hz - dB[B]	75
NDE Bearing	6202-ZZ	Sound Pressure - 60 Hz - dB[B]	76
Fixed Bearing	NO	Housing Material	Aluminium
Lubrication	-	DE Shield Material	Aluminium
Grease Amount	-	Terminal Box Material	Polyamide
Grease Type	-	Cable Entry	PG 11
Feather Key	5*5*22	Cable Gland Position	4
Balance	G 1,6 Half Key		

### MECHANICAL DIMENSIONS

A	AA	AB	AC	AD	B	B'	BA	BB	C	D	d	E	EB	F	GA
112	30,1	23,5	139,6	-	90	-	23,5	108	45	14	M5	30	22	5	16
GD	H	HA	HC	HD	K	K1	L	LA	LB	M	N	P	S	S1	T
5	71	9,5	129,5	177	11	7	247,5	34,5	213	-	-	-	-	-	-

