




### GENERAL INFORMATION

Type	D1EA71M6AB34	Efficiency Class	IE1
Pout [kW]	0,18	Vibration Class	A
Speed [rpm]	910	Weight [kg]	
Frame	71M	Degree of Protection	IP55
Current [A]	1,38	Cooling Method	IC 411
cos φ	0,72	Insulation Class	F
Rotation	CW-CCW	Temperature Class	B
Duty	S1	Construction	IM B34
Ambient Temp. [°C]	-20...+40	Altitude above sea [m]	1000

  		3~MOT	Type	DM 71-6		
		S1	IM B34	IP 55	I.C.L.F	IE1
	V	Hz	A	kW	cos φ	1 / min
Δ	220	50	1,38	0,18	0,72	910
Y	380	50	0,8	0,18	0,72	910
Y	460	60	0,8	0,21	0,68	1092

### ELECTRICAL DATA ( RAW MEASUREMENT DATA )

V1	%Load	T [Nm]	I [A]	rpm	P2 [W]	cos φ	Efficiency	Hz
220	100	1,89	1,38	910	180	0,72	45,5	50
	100							
Locked Rotor Current	Ia [A]	1,7	Breakdown Torque	Mk [Nm]	3,2			
	Ia / In	1,23		Mk / Mn	1,69			
Locked Rotor Torque	Ma [Nm]	2,6	No Load Current	[A]	0,72			
	Ma / Mn	1,38	No Load Power	[W]	125,7			

### MECHANICAL DATA

DE Bearing	6202-ZZ	Sound Pressure - 50 Hz - dB[B]	77
NDE Bearing	6202-ZZ	Sound Pressure - 60 Hz - dB[B]	78
Fixed Bearing	NO	Housing Material	Aluminium
Lubrication	-	DE Shield Material	Aluminium
Grease Amount	-	Terminal Box Material	Polyamide
Grease Type	-	Cable Entry	PG 11
Feather Key	5*5*22	Cable Gland Position	4
Balance	G 1,6 Half Key		

### MECHANICAL DIMENSIONS

A	AA	AB	AC	AD	B	B'	BA	BB	C	D	d	E	EB	F	GA
112	30,1	23,5	139,6	-	90	-	23,5	108	45	14	M5	30	22	5	16
GD	H	HA	HC	HD	K	K1	L	LA	LB	M	N	P	S	S1	T
5	71	9,5	129,5	177	11	7	247,5	34,5	213	-	-	-	-	-	-

