





GENERAL INFORMATION

Type	D2EA160L4AB3	Efficiency Class	IE2
Pout [kW]	15	Vibration Class	A
Speed [rpm]	1470	Weight [kg]	
Frame	160L	Degree of Protection	IP55
Current [A]	29	Cooling Method	IC 411
cos φ	0,82	Insulation Class	F
Rotation	CW-CCW	Temperature Class	B
Duty	S1	Construction	IM B3
Ambient Temp. [°C]	-20...+40	Altitude above sea [m]	1000



USE WITH VARIABLE SPEED DRIVE
ONLY ACC. EU REGULATION 640/2009

3~MOT	Type	DM 160L-4				η%	
S1	IM B3	IP 55	I.C.L.F			IE2 - 90,6	
V	Hz	A	kW	cos φ	1 / min	LOAD	EFF.
Δ 400	50	29	15	0,82	1470	%75	90,2
Δ 480	60	29	18	0,81	1770	%50	89,8

ELECTRICAL DATA (RAW MEASUREMENT DATA)

V1	%Load	T [Nm]	I [A]	rpm	P2 [W]	cos φ	Efficiency	Hz
400	100	97,45	29	1470	15000	0,82	90,6	50
400	75	72,49	24,2	1482	11250	0,74	90,2	50
400	50	48,07	19	1490	7500	0,63	89,8	50

Locked Rotor Current	Ia [A]	200	Breakdown Torque	Mk [Nm]	301
	Ia / In	6,90		Mk / Mn	3,09
Locked Rotor Torque	Ma [Nm]	270	No Load Current	[A]	14,7
	Ma / Mn	2,77	No Load Power	[W]	704

MECHANICAL DATA

DE Bearing	6309-ZZ	Sound Pressure - 50 Hz - dB[B]	89
NDE Bearing	6309-ZZ	Sound Pressure - 60 Hz - dB[B]	92
Fixed Bearing	YES	Housing Material	Aluminium
Lubrication	-	DE Shield Material	Aluminium
Grease Amount	-	Terminal Box Material	Aluminium
Grease Type	-	Cable Entry	M32
Feather Key	12*8*90	Cable Gland Position	4
Balance	G 2,5 Half Key		

MECHANICAL DIMENSIONS

A	AA	AB	AC	AD	B	B'	BA	BB	C	D	d	E	EB	F	GA
254	72	52,3	306	-	254	-	52,3	310	108	42	M16	110	90	12	45
GD	H	HA	HC	HD	K	K1	L	LA	LB	M	N	P	S	S1	T
8	160	22,15	320	396,9	29,8	14,5	644	-	-	-	-	-	-	-	-

