




### GENERAL INFORMATION

Type	D2EA80M4BB35YY	Efficiency Class	IE2
Pout [kW]	1,1	Vibration Class	A
Speed [rpm]	1415	Weight [kg]	
Frame	80M-C	Degree of Protection	IP55
Current [A]	4,3	Cooling Method	IC 411
cos φ	0,78	Insulation Class	F
Rotation	CW-CCW	Temperature Class	B
Duty	S1	Construction	IM B35
Ambient Temp. [°C]	-20...+40	Altitude above sea [m]	1000

USE WITH VARIABLE SPEED DRIVE ONLY ACC. EU REGULATION 640/2009		 					
						3~MOT	Type
				η%			
				IE2 - 81,4			
S1	IM B35	IP 55	I.C.L.F				
V	Hz	A	kW	cos φ	1 / min	LOAD	EFF.
Δ 230	50	4,3	1,1	0,78	1415	%75	80,6
Y 400	50	2,5	1,1	0,78	1415		
Y 480	60	2,5	1,32	0,77	1700	%50	77,8

### ELECTRICAL DATA ( RAW MEASUREMENT DATA )

V1	%Load	T [Nm]	I [A]	rpm	P2 [W]	cos φ	Efficiency	Hz
400	100	7,42	2,5	1415	1100	0,78	81,4	50
400	75	5,44	2,1	1440	820	0,7	80,6	50
400	50	3,6	1,8	1460	550	0,57	77,8	50

Locked Rotor Current	Ia [A]	14,3	Breakdown Torque	Mk [Nm]	23
	Ia / In	3,33		Mk / Mn	3,10
Locked Rotor Torque	Ma [Nm]	21,7	No Load Current	[A]	1,6
	Ma / Mn	2,92	No Load Power	[W]	120

### MECHANICAL DATA

DE Bearing	6204-ZZ	Sound Pressure - 50 Hz - dB[B]	75
NDE Bearing	6204-ZZ	Sound Pressure - 60 Hz - dB[B]	76
Fixed Bearing	YES	Housing Material	Aluminium
Lubrication	-	DE Shield Material	Aluminium
Grease Amount	-	Terminal Box Material	Polyamide
Grease Type	-	Cable Entry	PG 11
Feather Key	6*6*32	Cable Gland Position	4
Balance	G 1,6 Half Key		

### MECHANICAL DIMENSIONS

A	AA	AB	AC	AD	B	B'	BA	BB	C	D	d	E	EB	F	GA
125	35,07	32,03	158,2	-	100	-	32,03	125,07	50	19	M6	40	32	6	21,5
GD	H	HA	HC	HD	K	K1	L	LA	LB	M	N	P	S	S1	T
6	80	14	159,5	207,5	15	10	306	10	296	165	130	200	12	4	3,5

