




GENERAL INFORMATION

Type	D2EG160L4BB3	Efficiency Class	IE2
Pout [kW]	18,5	Vibration Class	A
Speed [rpm]	1465	Weight [kg]	
Frame	160L	Degree of Protection	IP55
Current [A]	35,3	Cooling Method	IC 411
cos φ	0,84	Insulation Class	F
Rotation	CW-CCW	Temperature Class	B
Duty	S1	Construction	IM B3
Ambient Temp. [°C]	-20...+40	Altitude above sea [m]	1000

USE WITH VARIABLE SPEED DRIVE						 			
ONLY ACC. EU REGULATION 640/2009									
3~MOT	Type	DM C 160-4							
S1	IM B3	IP 55	I.C.L.F			η%			
	V	Hz	A	kW	cos φ	1 / min	LOAD	EFF.	
Δ	400	50	35,3	18,5	0,84	1465	%75	90,1	
Δ	480	60	35,3	22,2	0,83	1758	%50	89,4	

ELECTRICAL DATA (RAW MEASUREMENT DATA)

V1	%Load	T [Nm]	I [A]	rpm	P2 [W]	cos φ	Efficiency	Hz
400	100	120,6	35,3	1465	18500	0,84	91,2	50
400	75	89,77	28	1476	13875	0,79	90,1	50
400	50	59,41	21,5	1487	9250	0,69	89,4	50

Locked Rotor Current	Ia [A]	224	Breakdown Torque	Mk [Nm]	338
	Ia / In	6,35		Mk / Mn	2,80
Locked Rotor Torque	Ma [Nm]	326,6	No Load Current	[A]	13,82
	Ma / Mn	2,71	No Load Power	[W]	731

MECHANICAL DATA

DE Bearing	6309-ZZ	Sound Pressure - 50 Hz - dB[B]	89
NDE Bearing	6209-ZZ	Sound Pressure - 60 Hz - dB[B]	92
Fixed Bearing	YES	Housing Material	Cast Iron
Lubrication	-	DE Shield Material	Cast Iron
Grease Amount	-	Terminal Box Material	Aluminium
Grease Type	-	Cable Entry	M32
Feather Key	12*8*90	Cable Gland Position	4
Balance	G 2,5 Half Key		

MECHANICAL DIMENSIONS

A	AA	AB	AC	AD	B	B'	BA	BB	C	D	d	E	EB	F	GA
254	72	52,1	306	-	254	-	52,1	308,2	108	42	M16	110	90	12	45
GD	H	HA	HC	HD	K	K1	L	LA	LB	M	N	P	S	S1	T
8	160	23	320	396,9	14,5	14,5	648	-	-	-	-	-	-	-	-

