




GENERAL INFORMATION

Type	D2EG180L4AB3	Efficiency Class	IE2
Pout [kW]	22	Vibration Class	A
Speed [rpm]	1475	Weight [kg]	
Frame	180L	Degree of Protection	IP65
Current [A]	41,3	Cooling Method	IC 411
cos φ	0,83	Insulation Class	F
Rotation	CW-CCW	Temperature Class	B
Duty	S1	Construction	IM B3
Ambient Temp. [°C]	-20...+40	Altitude above sea [m]	1000

USE WITH VARIABLE SPEED DRIVE ONLY ACC. EU REGULATION 640/2009		 					
3~MOT	Type	DM 180L-4					
			η%				
			IE2 - 91,6				
S1	IM B3	IP 65	I.C.L.F				
V	Hz	A	kW	cos φ	1 / min	LOAD	EFF.
Δ 400	50	41,3	22	0,83	1475	%75	90,7
Δ 480	60	41,3	26,4	0,82	1770	%50	89,6

ELECTRICAL DATA (RAW MEASUREMENT DATA)

V1	%Load	T [Nm]	I [A]	rpm	P2 [W]	cos φ	Efficiency	Hz
400	100	142,44	41,3	1475	22000	0,83	91,6	50
400	75	106,69	32,2	1477	16500	0,82	90,7	50
400	50	70,74	24,9	1485	11000	0,71	89,6	50

Locked Rotor Current	Ia [A]	260	Breakdown Torque	Mk [Nm]	402
	Ia / In	6,30		Mk / Mn	2,82
Locked Rotor Torque	Ma [Nm]	372,8	No Load Current	[A]	17,1
	Ma / Mn	2,62	No Load Power	[W]	713

MECHANICAL DATA

DE Bearing	6310-ZZ	Sound Pressure - 50 Hz - dB[B]	89
NDE Bearing	6210-ZZ	Sound Pressure - 60 Hz - dB[B]	92
Fixed Bearing	YES	Housing Material	Cast Iron
Lubrication	-	DE Shield Material	Cast Iron
Grease Amount	-	Terminal Box Material	Aluminium
Grease Type	-	Cable Entry	M32
Feather Key	14*9*100	Cable Gland Position	4
Balance	G 2,5 Half Key		

MECHANICAL DIMENSIONS

A	AA	AB	AC	AD	B	B'	BA	BB	C	D	d	E	EB	F	GA
279	69	64	345	-	279	241	64	317	121	48	M16	110	100	14	51,5
GD	H	HA	HC	HD	K	K1	L	LA	LB	M	N	P	S	S1	T
9	180	24	360	436,9	14,5	14,5	658,4	-	-	-	-	-	-	-	-

