




GENERAL INFORMATION

Type	D3EA80M4AB3	Efficiency Class	IE3
Pout [kW]	0,75	Vibration Class	A
Speed [rpm]	1440	Weight [kg]	
Frame	80M	Degree of Protection	IP55
Current [A]	3,9	Cooling Method	IC 411
cos φ	0,6	Insulation Class	F
Rotation	CW-CCW	Temperature Class	B
Duty	S1	Construction	IM B3
Ambient Temp. [°C]	-20...+40	Altitude above sea [m]	1000

3~MOT		Type		DM 80-4			  	
							η%	
S1		IM B3		IP 55		I.C.L.F.		IE3 - 82,5
V	Hz	A	kW	cos φ	1 / min	LOAD	EFF.	
Δ 230	50	3,9	0,75	0,6	1440	%75	82,3	
Y 400	50	2,25	0,75	0,6	1440			
Y 460	60	2,0	0,75	0,59	1732	%50	78,5	
Y 480	60	2,25	0,9	0,59	1730			

ELECTRICAL DATA (RAW MEASUREMENT DATA)

V1	%Load	T [Nm]	I [A]	rpm	P2 [W]	cos φ	Efficiency	Hz
230	100	4,97	3,9	1440	750	0,6	82,5	50
230	75	3,68	3,6	1460	562,5	0,48	82,3	50
230	50	2,43	3,3	1475	375	0,36	78,5	50

Locked Rotor Current	Ia [A]	14	Breakdown Torque	Mk [Nm]	25
	Ia / In	3,59		Mk / Mn	5,03
Locked Rotor Torque	Ma [Nm]	14	No Load Current	[A]	1,85
	Ma / Mn	2,81	No Load Power	[W]	114

MECHANICAL DATA

DE Bearing	6204-ZZ	Sound Pressure - 50 Hz - dB[B]	75	Cable Gland Position
NDE Bearing	6204-ZZ	Sound Pressure - 60 Hz - dB[B]	76	
Fixed Bearing	NO	Housing Material	Aluminium	
Lubrication	-	DE Shield Material	Aluminium	
Grease Amount	-	Terminal Box Material	Polyamide	
Grease Type	-	Cable Entry	PG 11	
Feather Key	6*6*32	Cable Gland Position	4	
Balance	G 1,6 Half Key			

MECHANICAL DIMENSIONS

A	AA	AB	AC	AD	B	B'	BA	BB	C	D	d	E	EB	F	GA
125	34,7	30,8	158,2	-	100	-	30,8	125	50	19	M6	40	32	6	21,5
GD	H	HA	HC	HD	K	K1	L	LA	LB	M	N	P	S	S1	T
6	80	11	158	206	15	10	333	-	-	-	-	-	-	-	-

