




GENERAL INFORMATION

Type	D3EG200L6BB3	Efficiency Class	IE3
Pout [kW]	22	Vibration Class	A
Speed [rpm]	980	Weight [kg]	
Frame	200L	Degree of Protection	IP65
Current [A]	45,3	Cooling Method	IC 411
cos φ	0,76	Insulation Class	F
Rotation	CW-CCW	Temperature Class	B
Duty	S1	Construction	IM B3
Ambient Temp. [°C]	-20...+40	Altitude above sea [m]	1000

3~MOT		Type		DM 200-6				  	
								η%	
S1		IM B3		IP 65		I.C.L.F.		IE3 - 92,2	
	V	Hz	A	kW	cos φ	1 / min	LOAD	EFF.	
Δ	400	50	45,3	22	0,76	980	%75	93,1	
Y	690	50	26,2	22	0,76	980			
Δ	460	60	39,5	22	0,74	1175	%50	92,5	
Δ	460	60	43,4	25,3	0,77	1170			

ELECTRICAL DATA (RAW MEASUREMENT DATA)

V1	%Load	T [Nm]	I [A]	rpm	P2 [W]	cos φ	Efficiency	Hz
400	100	214,39	45,3	980	22000	0,76	92,2	50
400	75	160,14	37,8	984	16500	0,68	93,1	50
400	50	106,11	31,7	990	11000	0,54	92,5	50

Locked Rotor Current	Ia [A]	333	Breakdown Torque	Mk [Nm]	820
	Ia / In	7,35		Mk / Mn	3,82
Locked Rotor Torque	Ma [Nm]	462	No Load Current	[A]	26,2
	Ma / Mn	2,15	No Load Power	[W]	929

MECHANICAL DATA

DE Bearing	6312-ZZ	Sound Pressure - 50 Hz - dB[B]	87
NDE Bearing	6212-ZZ	Sound Pressure - 60 Hz - dB[B]	90
Fixed Bearing	YES	Housing Material	Cast Iron
Lubrication	Optional	DE Shield Material	Cast Iron
Grease Amount	30 gr	Terminal Box Material	Aluminium
Grease Type	POLYREX EM	Cable Entry	M50
Feather Key	16*10*100	Cable Gland Position	4
Balance	G 2,5 Half Key		

MECHANICAL DIMENSIONS

A	AA	AB	AC	AD	B	B'	BA	BB	C	D	d	E	EB	F	GA
318	80	68	388	-	305	-	68	355	133	55	M20	110	100	16	59
GD	H	HA	HC	HD	K	K1	L	LA	LB	M	N	P	S	S1	T
10	200	30	403	487	18,5	18,5	782	-	-	-	-	-	-	-	-

