




**GENERAL INFORMATION**

Type	DSSA71M2AB34	Efficiency Class	-
Pout [kW]	0,18	Vibration Class	A
Speed [rpm]	2878	Weight [kg]	
Frame	71M	Degree of Protection	IP55
Current [A]	1,83	Cooling Method	IC 411
cos φ	0,84	Insulation Class	F
Rotation	CW-CCW	Temperature Class	B
Duty	S1	Construction	IM B34
Ambient Temp. [°C]	-20...+40	Altitude above sea [m]	1000
Run [μf]	10	Start [μf]	43-53

  					
1~MOT	Type	DM 71-2			
S1	IM B34	IP 55	I.C.L.F		
V	Hz	A	kW	cos φ	1 / min
220	50	1,83	0,18	0,84	2878
CAPACITOR		10 μf	450 V	/	43-53 μf 250 V

**ELECTRICAL DATA ( RAW MEASUREMENT DATA )**

V1	%Load	T [Nm]	I [A]	rpm	P2 [W]	cos φ	Efficiency	Hz
220	100	0,6	1,83	2878	180	0,84	62	50
Locked Rotor Current	Ia [A]	8,2	Breakdown Torque	Mk [Nm]	1,9			
	Ia / In	4,48		Mk / Mn	3,18			
Locked Rotor Torque	Ma [Nm]	1,5	No Load Current	[A]	1,7			
	Ma / Mn	2,51	No Load Power	[W]	217			

**MECHANICAL DATA**

DE Bearing	6202-ZZ	Sound Pressure - 50 Hz - dB[B]	80	Cable Gland Position
NDE Bearing	6202-ZZ	Sound Pressure - 60 Hz - dB[B]	87	
Fixed Bearing	NO	Housing Material	Aluminium	
Lubrication	-	DE Shield Material	Aluminium	
Grease Amount	-	Terminal Box Material	Polyamide	
Grease Type	-	Cable Entry	PG 11	
Feather Key	5*5*22	Cable Gland Position	4	
Balance	G 1,6 Half Key			

**MECHANICAL DIMENSIONS**

A	AA	AB	AC	AD	B	B'	BA	BB	C	D	d	E	EB	F	GA
112	30,1	23,5	139,6	150	90	-	23,5	108	45	14	M5	30	22	5	16
GD	H	HA	HC	HD	K	K1	L	LA	LB	M	N	P	S	S1	T
5	71	9,5	128,75	175,25	11	7	247,5	34,5	213	-	-	-	-	-	-

